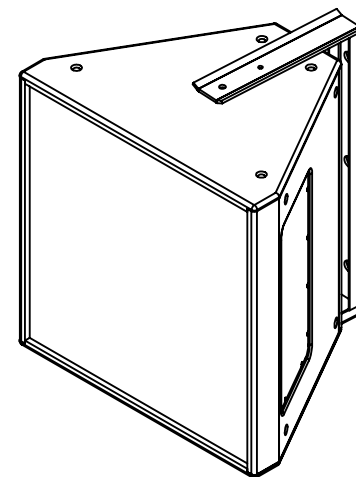
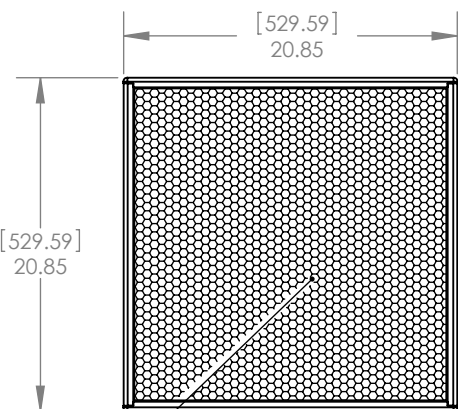


○ = Suspension Point Symbol
 ● = Center of Gravity Symbol
 (Location To-Be-Determined)

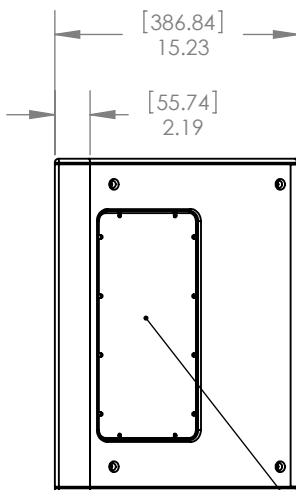
Attachment Points:
 M10-1.5 Thread
 (6) on Top
 (6) on Bottom
 (4) on Left Side
 (4) on Right Side
 (3) on Back



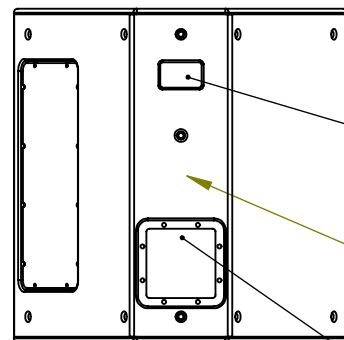
Isometric View
 Shown With Optional BRKT-M60



Front Grill Front View



Right View



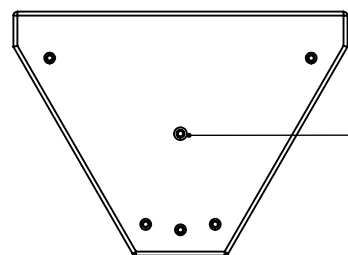
Back View

Info Label

Center Pull Point for
 use with U-Bracket

Amp I/O
 (or)
 NL4 2 Places

Power Amp
 (or)
 Cover Plate



Bottom View

Suspension Points for
 Optional U-Bracket:

PROPRIETARY AND CONFIDENTIAL
 THE INFORMATION CONTAINED IN THIS
 DRAWING IS THE SOLE PROPERTY OF
 QUALITY MUSICAL SYSTEMS, INC. ANY
 REPRODUCTION IN PART OR AS A WHOLE
 WITHOUT THE WRITTEN PERMISSION OF
 QUALITY MUSICAL SYSTEMS, INC. IS
 PROHIBITED.

MATERIAL Aluminum
 FINISH
 DO NOT SCALE DRAWING

UNLESS OTHERWISE SPECIFIED:
 DIMENSIONS ARE IN INCHES
 TOLERANCES:
 FRACTIONAL ±
 ANGULAR: MACH ± BEND ±
 TWO PLACE DECIMAL ±
 THREE PLACE DECIMAL ±

DRAWN TBW 7/22/2014
 ENG APPR.
 MFG APPR.
 Q.A.

Danley Sound Labs
 TITLE: SM60MI and SM60FI
 SIZE A Plan View
 SCALE: 1:12
 Last Save Date: Tuesday, July 22, 2014 11:05:56 AM
 REV 1

